

HONDA

ROBOTIC LAWNMOWERS



ENGINEERING FOR *Life*

IT'S NOT JUST CLEVER ENGINEERING, IT'S ENGINEERING FOR *Life*

When designing our gardening range, we looked at your life from every angle, and put decades of experience into creating technology that solves problems. Our aim was not only to build the best possible tools for the job, but to create products that are a joy to use and own.



CONTENTS

- 03 HRM 40 / 40 LIVE / 70 LIVE FEATURES
- 04 HRM 40 / 40 LIVE / 70 LIVE
- 05 THE NEW MIIMO RANGE
- 07 HRM 1000 / 1500 / 1500 LIVE / 2500 / 2500 LIVE / 4000 LIVE FEATURES
- 09 HRM 1000
- 10 HRM 1500 & HRM 1500 LIVE
- 11 HRM 2500 & HRM 2500 LIVE
- 12 HRM 4000 LIVE
- 13 ACCESSORIES
- 14 PROFESSIONAL FEATURES AND MULTI MIIMO
- 15 SPECIFICATIONS

04 HRM 40 / 40 LIVE / 70 LIVE



09 HRM 1000
10 HRM 1500 / 1500 LIVE



11 HRM 2500 / 2500 LIVE
12 HRM 4000 LIVE

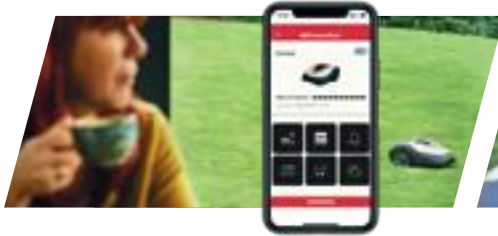


INDUSTRY LEADING TECHNOLOGY

FEATURES

AVAILABLE ON HRM 40 / 40 LIVE / 70 LIVE

There is no easier way to keep your lawn in perfect condition than with the intuitive features from our Small Miimo range.



MII-MONITOR APP*

Access the Mii-Monitor app to see when, and how often, your Miimo is planning to mow – and easily make any adjustments you need. Connects via 3G/4G** or Bluetooth.



AMAZON ALEXA*

Smart connectivity with Amazon Alexa, means you can start, stop, and review Small Miimo's mowing schedule, simply by asking Alexa.



SMART TIMER*

Small Miimo accesses real-time weather data to select the best time to mow, avoiding times of heavy rain and cutting less often during dry seasons.



PLACE & MOW

Manually input a precise cutting area and watch your Small Miimo effortlessly cut those hard-to-reach spaces.



MAP & MOW

Small Miimo will map your gardens layout, calculate its size, create a mowing calendar and logically cut your lawn in the most intelligent way.



SELECTABLE BORDER CUT**

Enjoy a pristine finish all year long with complete control of how often Miimo trims the border edges of your lawn.



AUTOMATIC CHARGING SYSTEM

When Small Miimo's low on battery, it heads directly to the docking station to recharge, before getting straight back to work.



INTENSIVE CUTTING

When needed, you can activate Intensive Cutting and give your whole lawn a deep, thorough cut even in tough conditions.



DOUBLE CUTTING

Extra care when your space needs it most. Miimo automatically mows your lawn twice at the start of the season or after a two-week break (in manual mode only).



WEATHERPROOF

Rain or shine, Small Miimo's IPX4 weatherproof design means it can take on most poor weather conditions.



LOGICAL CUTTING PATTERN

Small Miimo mows efficiently and logically, in a systematic pattern that creates pristine 5 m stripes across your lawn.



MICRO MULCHING

Fertilise as you mow - Small Miimo's micro mulching technology finely slices your grass clippings and disperses the particles evenly over your lawn.

SMALL MIIMO RANGE

SMALL MIIMO

40 / 40 LIVE / 70 LIVE

The smart solution for the perfect lawn. This innovative robotic mower takes the hard work out of your hands. Miimo is the smartest way to achieve the perfect lawn and keep it that way all year round. It calculates the size of your space and uses Map & Mow technology to cleverly cut around garden ornaments and furniture. It also creates a bespoke mowing calendar by using Smart Timer* to monitor the weather and the speed your grass grows. With the Mii-Monitor app* and Amazon Alexa* connectivity, you can make adjustments remotely and even activate your mower using voice commands. And the safety of your Miimo is guaranteed, with a unique security code - this sets a protective alarm that will sound if anyone picks up your Miimo, ensuring no one can use it but you.

SMALL MIIMO AT A GLANCE

400-700m²

MOWING AREA

45-75mins

CUTTING TIME

45-60mins

CHARGING TIME

15°

MAX INCLINE

30-50mm

CUTTING HEIGHT



*Available on HRM 40 Live and HRM 70 Live only.

**Available on HRM 70 Live only.

Miimo

A SIGN OF INTELLIGENT LIFE

INTRODUCING THE NEW MIIMO RANGE

The future of lawn care has arrived. Our new and improved Miimo robotic mowers are equipped with app connectivity for effortless control, whilst maintaining your lawn is easier than ever with updated navigation settings. Discover a smarter way to create the perfect lawn.



INDUSTRY LEADING TECHNOLOGY

FEATURES

AVAILABLE ON HRM 1000 / 1500 / 1500 LIVE / 2500 / 2500 LIVE / 4000 LIVE

Our Miimo robotic lawnmowers are completely autonomous, if you would like a little extra control, the technologies below give you exactly that.



MII-MONITOR APP

Access the Mii-Monitor app to see when, and how often, your Miimo is planning to mow – and easily make any adjustments you need. Connects via 3G/4G** or Bluetooth.



ADVANCED WATERPROOFING

All Miimo models are safe to use in the rain, but with Advanced Waterproofing, the HRM 4000 LIVE can even be washed with a hose pipe.



FLEXIBLE DOCKING

The docking station can be installed discreetly - on a patio, in a corner or even hidden behind a bush or outbuilding. Miimo will find its way home.



AMAZON ALEXA†

Smart connectivity with Amazon Alexa, means you can start, stop, and review Miimo's mowing schedule, simply by asking Alexa.



AUTOMATIC CUTTING HEIGHT ADJUSTMENT

Set Miimo to cut at a specific height from 20-60mm. Or allow Miimo to automatically adjust to your chosen height depending on the grass growing speed.



FREE ZONES*†

Free zones allow you to set your Miimo to avoid mowing in certain areas, steering clear of potential dangers or to leave nature to grow.



MULTI MIIMO/SIDE BY SIDE

Use multiple Miimos in one area for quicker cutting, or set them their own zones with the Side By Side feature.



FLEET MANAGEMENT

Check the status of your fleet of Miimos, using the Mii-Monitor app. Name each Miimo, send individual or group commands, adjust settings and track Live models on the map screen.



MICRO MULCHING

Fertilise as you mow - Miimo's micro mulching technology finely slices your grass clippings and disperses the particles evenly over your lawn.

CLEVER DESIGN

Our Miimo's are built for the real world, which means safety and security features come as standard.



SAFETY, OUR PRIORITY

Miimo's new and improved 360° sensors meet all safety requirements for use around children and pets. Miimo will change direction when obstacles are detected and instantly stop the blades when lifted.

ANTI THEFT

A unique security code sets a protective alarm that will sound if anyone picks up your Miimo, ensuring no one can use it but you.

SLOPE CAPACITY

Designed with the optimum centre of gravity and grip, Miimo can cut slopes of up to 25° and won't get stuck in uneven ground.



GPS TRACKING†

Track your mower via the Mii-Monitor app and set a Geofence for security alert protection for reassurance that your Miimo is safe and performing well.



HEAVY DUTY WHEELS**

The broader and deeper tread pattern provides durability and prevents an accumulation of mud and leaves on the wheels.



SMART TIMER†

Access real-time weather data to select the best time to mow, avoiding times of heavy rain and cutting less often during dry seasons.



SHORTCUT WIRE

Enable Miimo to take a quicker route to and from the dock and avoid creating tramlines around the edge of your lawn. This wire also allows Miimo to travel along narrow passageways of just 60cm wide.



SATELLITE ASSISTED HOMING†


Allows Miimo to take a more direct route home by turning towards the dock. If it finds a shortcut wire en-route, it will revert to the standard homing procedure.



SIMPLE DISPLAY SCREEN

This simple LED display screen on the HRM 1000 allows you to easily read and instruct your Miimo in manual mode, if required.

**Standard on the HRM 4000 Live. Available as an optional accessory for all other models.
†Only available on Live models.



FOR SMALL TO MEDIUM GARDENS

HRM 1000

The Miimo HRM 1000 robotic lawnmower will keep your lawn in perfect condition. The simple display screen allows you to start and stop Miimo easily, as it follows the layout of your garden, navigating obstacles and mulching clippings to create a healthy, manicured lawn. For more complex tasks, the Bluetooth connection can be used to activate these settings, via the Mii-Monitor app. Miimo is robust enough to work in any weather yet quiet enough to mow at night, without disturbing you or your neighbours. It is also safe to use around pets, as sensors detect any lifting motion and stop the blades instantly. Miimo demonstrates its intelligence by automatically recharging itself, when needed via its own docking station.

HRM 1000 AT A GLANCE

UP TO 1,000m²

MOWING AREA

40mins

CUTTING TIME

40mins

CHARGING TIME

25°

MAX INCLINE

20-60mm

CUTTING HEIGHT



KEY FEATURES



MII MONITOR
APP



MICRO
MULCHING



SIMPLE DISPLAY
SCREEN

FOR MEDIUM-SIZED GARDENS

HRM 1500 & HRM 1500 LIVE

Designed with cutting edge technology to perfectly trim your medium-sized lawn. The addition of a shortcut wire enables Miimo to tackle narrow passages, avoiding wheel tracks along the boundary and increasing cutting efficiency. A host of features such as setting up free zones, or changing the cutting schedule, can be programmed on the graphical display, or via the Mii-Monitor app. Live models also have push notifications available, so keeping Miimo mowing to your requirements couldn't be easier.

HRM 1500 / HRM 1500 LIVE AT A GLANCE

UP TO 1,500m²

MOWING AREA

40mins

CUTTING TIME

40mins

CHARGING TIME

25°

MAX INCLINE

20-60mm

CUTTING HEIGHT



KEY FEATURES



MII MONITOR APP



SHORTCUT WIRE



MICRO MULCHING

LIVE FEATURES



SATELLITE ASSISTED HOMING



FREE ZONES



SMART TIMER



GPS TRACKING



AMAZON ALEXA

Features will vary depending on model, please refer to page 15 for full specifications.

FOR MEDIUM TO LARGE GARDENS

HRM 2500 & HRM 2500 LIVE

When it comes to keeping your lawn looking its best, the HRM 2500 makes things easy with an array of intelligent features. The shortcut wire means Miimo is very efficient at covering all areas of your garden, with the added benefit that this allows the flexible docking station to be positioned wherever it's most convenient for you. Scheduled mowing allows you to choose when it's cutting. Additionally, the LIVE model also benefits from Satellite Assisted Homing, GPS Tracking and extra features in the Mii-Monitor app including the Smart Timer, as well as having the ability to respond to Alexa commands.

HRM 2500 / HRM 2500 LIVE AT A GLANCE

2,000-3,000m²

MOWING AREA

80mins

CUTTING TIME

80mins

CHARGING TIME

25°

MAX INCLINE

20-60mm

CUTTING HEIGHT



KEY FEATURES



MII MONITOR APP



FLEXIBLE DOCKING



MULTI MIIMO/SIDE BY SIDE



MICRO MULCHING



SHORTCUT WIRE

LIVE FEATURES



SATELLITE ASSISTED HOMING



FREE ZONES



SMART TIMER



GPS TRACKING



AMAZON ALEXA



FLEET MANAGEMENT

FOR THE LARGEST AREAS

HRM 4000 LIVE

Our top of the range Miimo brings a world of innovation and durability to your garden. Advanced IPX5 waterproofing allows Miimo to work in all weathers and be cleaned with a hosepipe, while the heavy duty wheels – that come as standard – last longer and accumulate less mud and leaves while in use. The HRM 4000 Live also comes with a flexible docking station that can be installed in a discrete location for it to charge. To make mowing easy, the Mii-Monitor app allows you to remotely adjust the cutting height, start, stop or drive Miimo, as well as manage mowing times. You can use GPS Tracking to check your Miimo's position, and geofence an area for security alerts. Miimo also responds to Alexa commands so you don't even have to lift a finger when it comes to keeping your lawn in perfect condition.

HRM 4000 LIVE AT A GLANCE

3,000-4,000m²

MOWING AREA

90mins

CUTTING TIME

60mins

CHARGING TIME

25°

MAX INCLINE

20-60mm

CUTTING HEIGHT



KEY FEATURES



MII MONITOR APP



FLEXIBLE DOCKING



FLEET MANAGEMENT



HEAVY DUTY WHEELS



SMART TIMER



MICRO MULCHING



SHORTCUT WIRE



MULTI MIIMO/SIDE BY SIDE



ADVANCED WATERPROOFING



SATELLITE ASSISTED HOMING



AMAZON ALEXA



AUTOMATIC CUTTING HEIGHT ADJUSTMENT



FREE ZONES



GPS TRACKING

ACCESSORIES

MIIMO ACCESSORIES

A range of accessories are available for the full Miimo range, to ensure your Miimo makes your life a little easier.



MIIMO BAG



MIIMO HOUSE



RUGGED MIIMO WHEELS

INTRODUCE MIIMO TO YOUR GARDEN ONLINE

SIMULATE MIIMO CUTTING YOUR LAWN

Set Miimo to work in your garden with our clever Miimo lawn planner, which simulates Miimo navigating your own unique lawn.

It allows you to select the area you want Miimo to cut, customise its set-up and even suggest the model that is best suited to your garden.

Go to www.honda.co.uk/lawn-and-garden/products/miimo/lawn-planner.html#find, click on Lawn Planner and follow the easy steps.



IF YOU NEED A LITTLE BIT OF EXTRA ASSISTANCE

YOUR HONDA DEALER CAN HELP

A Honda Authorised dealer can help you decide which Miimo suits your garden and upon purchase can install the docking station and boundary wire. Our dealers are highly skilled and have followed specific training to ensure trouble free operation and installation, whatever the profile of your garden.

WHEN YOU NEED A LITTLE EXTRA PROFESSIONAL FEATURES

multi Miimo

FOR HRM 2500, HRM 2500 LIVE AND HRM 4000 LIVE

There are some outdoor spaces that are simply too large for most robotic mowers to take care of without leaving small sections of uncut grass. The **Multi Miimo System** solves this problem. Two or more Miimo's can be set to work in one continuous area with every single patch of lawn perfectly cut. Or set each Miimo their own area to cut, using the **Side By Side** feature.

◆◆ These features work in perfect harmony with
◆◆ the **Fleet Management System** that lets
◆◆ you monitor, track and send individual or group
commands to all your Live Miimos, via the
dedicated Mii Monitor app.

There is no limit to the number of mowers that can work together in unison, and the system has been designed to be used in areas exceeding 4,000m² with a maximum boundary wire length of 1,000m. Ideal for large gardens, sports clubs, hotel grounds and public parks.

STATION 1

When Miimo is docked, station is isolated from the mowing area

STATION 2

When station is empty, it is no longer isolated from the mowing area



Miimo does not enter occupied station 1

When it is time to charge up, Miimo will enter an empty station











Multi Miimo Box accessory enables Miimo to detect which stations are unoccupied




HEAVY DUTY WHEELS

SPECIFICATIONS

MIIMO									
	HRM 40	HRM 40 LIVE	HRM 70 LIVE	HRM 1000	HRM 1500	HRM 1500 LIVE	HRM 2500	HRM 2500 LIVE	HRM 4000 LIVE
									
Area capacity	up to 400 m ²	up to 400 m ²	up to 700 m ²	up to 1,000 m ²	up to 1,500 m ²	up to 1,500 m ²	up to 3,000 m ²	up to 3,000 m ²	up to 4,000 m ²
Maximum incline mowing area	15° / 27%	15° / 27%	15° / 27%	25° / 47%	25° / 47%	25° / 47%	25° / 47%	25° / 47%	25° / 47%
Maximum incline wire on slope	9° / 15%	9° / 15%	9° / 15%	10° / 17%	10° / 17%	10° / 17%	10° / 17%	10° / 17%	15° / 27%
Noise level guaranteed	63 dB(A)*	63 dB(A)*	63 dB(A)*	58 dB(A)*	58 dB(A)*	58 dB(A)*	58 dB(A)*	58 dB(A)*	60 dB(A)*
Blade type	3 (Swing back type)	3 (Swing back type)	3 (Swing back type)	3 (Swing back type)	3 (Swing back type)	3 (Swing back type)	3 (Swing back type)	3 (Swing back type)	3 (Swing back type)
Cutting width	190 mm	190 mm	190 mm	220 mm	220 mm	220 mm	220 mm	220 mm	250 mm
Cutting height adjustment	Manual from 30 to 50 mm	Manual from 30 to 50 mm	Manual from 30 to 50 mm	Manual from 20 to 60 mm	Manual from 20 to 60 mm	Manual from 20 to 60 mm	Manual from 20 to 60 mm	Manual from 20 to 60 mm	Electric from 20 to 60 mm
Mowing time per charge	45 mins	45 mins	75 mins	40 mins	40 mins	40 mins	80 mins	80 mins	90 mins
Charging time	45 mins	45 mins	60 mins	40 mins	40 mins	40 mins	80 mins	80 mins	60 mins
Waterproofing	IPX4	IPX4	IPX4	IPX4	IPX4	IPX4	IPX4	IPX4	IPX5
Connectivity	-	Bluetooth and mobile network	Bluetooth and mobile network	Bluetooth	Bluetooth	Bluetooth and mobile network	Bluetooth	Bluetooth and mobile network	Bluetooth and mobile network
Display screen	Graphical	Graphical	Graphical	Simple	Graphical	Graphical	Graphical	Graphical	Graphical
Set-up and mowing process	Map & Mow	Map & Mow	Map & Mow	Set-up Wizard	Set-up Wizard	Set-up Wizard	Set-up Wizard	Set-up Wizard	Set-up Wizard
Soft touch opening	-	-	-	-	Yes	Yes	Yes	Yes	Yes
Satellite assisted features	-	-	-	-	-	Yes	-	Yes	Yes
Amazon Alexa connectivity	-	Yes	Yes	-	-	Yes	-	Yes	Yes
Docking station position	Parallel only	Parallel only	Parallel only	Parallel only	Parallel and right angle	Parallel and right angle	Flexible	Flexible	Flexible
Boundary wire and pegs supplied	125 m / 180 pegs	125 m / 180 pegs	175 m / 240 pegs	Installation kit as accessory	Installation kit as accessory	Installation kit as accessory	Installation kit as accessory	Installation kit as accessory	Installation kit as accessory
Length x width x height	445 x 364 x 202 mm	445 x 364 x 202 mm	445 x 364 x 202 mm	655 x 535 x 270 mm	655 x 535 x 270 mm	655 x 535 x 270 mm	655 x 535 x 270 mm	655 x 535 x 270 mm	690 x 555 x 300 mm
Weight	8.0 kg	8.1 kg	7.6 kg	11.3 kg	11.3 kg	11.5 kg	11.6 kg	11.8 kg	14.5 kg

*Guaranteed sound power level in accordance with 2000/14/EC - 2005/88/EC.



WORLD OF HONDA POWER PRODUCTS

Every innovative Honda product inspires the next, as we deliver on our commitment to making powerful equipment that is engineered for life. From the comfort and intuitive control of our lawn tractors to the complete autonomy of our Miimo robotic mowers and beyond. We've used our experience to create technologically advanced Snowthrowers that make clearing snow as effortless, efficient and reliable as possible and dependable and dynamic marine engines that have been refined over 59 years to deliver outstanding efficiency and enjoyable performance.

Contact your dealer for details.



Miimo

CARE PLAN

A Miimo Robotic Lawnmower is the perfect way to keep your lawn in pristine condition all year round. Built with unrivalled quality to last longer, our Miimos come with a 5-year guarantee as standard. But we all need a little TLC from time to time.

That's why we have designed the Miimo Care Plan, to ensure your Miimo remains in peak condition and stays dependable all year round.

Our Miimo Care Plan has been designed for the New Honda Miimo Range*, and includes an annual service each year, checks and scheduled replacements**, an annual blade change, plus an annual software update. Honda Genuine Parts will be fitted by Honda trained technicians. You can choose between a 1-year, 3-year, or 5-year plan, with a choice of flexible payment options.

For full terms and conditions and more information visit our website: honda.co.uk/lawn-and-garden/owners/miimo-care-plan.html

THE MIIMO CARE PLAN

1 year	£212 [†]
2 year	£590 [†]
5 year	£967 [†]

*Excludes HRM 40 and HRM 70 models.

**Excluding replacement of 'if necessary' items and obstruction sensor. Major replacement charged in addition.

[†]Excluding collection, charge, delivery and winter storage. Offered and charged in addition at the dealer's discretion.





You deserve complete confidence that you've made the right choice, long after you've made the purchase. That's why we appoint our Honda Authorised Dealers with as much care as we build into our products.

Look for the seal of quality when you buy your Honda, or call **0345 200 8000**** and we'll find the closest to you.

£ SALES

Our Authorised Dealers not only feature a comprehensive display of Honda products to see and touch, but they know our product range inside-out. Every one follows an extensive Honda training programme with regular refresher courses – so you can trust in their valuable advice and experience to help you choose the product that's just right for you and your needs.

🔧 SERVICE

As well as offering the highest levels of after-sales service, our Authorised Dealers' factory-trained technicians perform a full Pre-Delivery Inspection (PDI) on every machine, and are fully equipped to keep your product in peak condition with cost-effective servicing. Of course, you can also be assured that only high quality, genuine Honda parts are used, with access to our 24hr parts delivery service for fast and efficient turnaround.

★ EXPERTISE

Our Authorised Dealers are true experts in their field, often with years of first-hand experience under their belt. In fact, their knowledge and experience plays an important role in making sure that our Research and Development team is given feedback from our customers, so we can ensure that new and improved models continue to meet your future needs too.

UNRIVALLED QUALITY, FOR PEACE OF MIND

THERE'S A SIMPLE REASON WHY YOU'LL SEE SO MANY OLD HONDA PRODUCTS STILL IN USE. **OURS ARE BUILT BETTER, TO LAST LONGER.**

That's not just an idle promise. It's fact. Our enviable reputation for durability and reliability is supported by our cast iron warranty, covering both parts and labour. Our warranty maintains the same value throughout its lifetime too – meaning the last day of cover is exactly the same as the first: solid and dependable.



Domestic Use

All Robotic Products



Professional Use

Small Miimo: HRM 40, 40 LIVE, & 70 LIVE.




Professional Use

Large Miimo: HRM 1000, 1500, 1500 LIVE, 2500, 2500 LIVE & 4000 LIVE.

*Subject to an annual service.

**Charged at local rates from landlines.



Honda (UK)

Cain Road, Bracknell, Berkshire, RG12 1HL United Kingdom
Honda Contact Centre 0345 200 8000
www.honda.co.uk

These specification details do not apply to any particular product which is supplied or offered for sale. The manufacturer reserves the right to vary their specification, including colours, with or without notice at such times in such manner as they think fit. Major as well as minor changes may be involved. Every effort, however, is made to ensure the accuracy of the particulars contained in this brochure. Consult the Dealer with whom your order is placed for details of the specification of any particular product. This publication shall not constitute in any circumstances whatsoever an offer by the Company to any person. All sales are made by the Distributor or Dealer concerned subject to and with the benefit of the standard Conditions of Sale and Warranty given by the Distributor. While efforts are made to ensure specification accuracy, brochures are prepared and printed several months in advance of distribution and consequently cannot always immediately reflect either changes in specification or in some isolated cases the provision of a particular feature. Customers are always advised to discuss specific details with the supplying Dealer, especially if a selection is dependent upon one of the features advertised.